


THE STORY OF **MECCANO**

by the MECCANO Boy



LOOK!
It works!
I built it
with
MECCANO



I AM THE MECCANO BOY

With my Meccano Outfit in front of me, I am the keenest, brightest and happiest boy living. All the boys, big boys and little boys, young boys and "old" boys, know and love my happy smile.

I play at building real working models and they give me endless fun. Not only do my Meccano models run and move and act, but they also do real work. My cranes lift loads, my lathes make useful little articles, my potter's wheel enables me to make vessels in clay; and so on. I've built more than a hundred models of great Towers and Bridges, Cranes and Elevators, and machinery of various kinds.

It's fine to be a Meccano boy, and that's why I want to tell you here about Meccano—the jolliest, manliest game ever.



Nut and Bolt



Steel Strip



Gear and Pulley Wheels



Plate



Bent Strip



Girder



Bracket



BUILDING


It's Good Fun Building Meccano Models

Take any of the Meccano Outfits—there are seven different sizes—and you find that it is composed of a number of beautiful, plated and finished parts, some of which are illustrated here. These parts are made interchangeable. The same parts that go to the making of a Crane are used in a Bridge, a Tower, a Ship, and scores of other models. So you see that in a Meccano Outfit there are all the materials for making very many models, all different and distinct from each other. This is wonderful enough, but perhaps it is even more wonderful to find how easy it is to build the models. Of course, you want to start building small and simple models first, just to get your hand in. It's half the fun, building better and bigger models each time.



A Meccano Outfit.

You won't need to puzzle over instructions, because there are hardly any. You simply use your eyes and work straight from the clear pictures in the "Manual of Instructions" given with every Meccano Outfit. (See page 16.)



PLAYING

And It's Rare Fun Making the Models Work

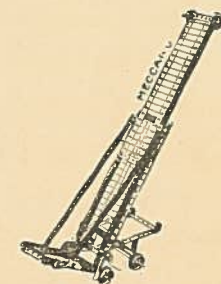
The Meccano parts consist of bright, plated steel strips with holes pierced in them. When building you join the strips together with bolts which pass through the holes and are held by nuts which screw on, just like real engineering. These strips are of different lengths, but the holes are all the same size and the same distance apart, thus making it easy to see just where to pass the bolts through. There are also steel rods for axles, stays, and other parts; brass wheels and pulleys of different kinds and sizes, and beautifully made gear wheels. Then there are nuts and bolts by the score, angle brackets, sector plates—in fact everything necessary for building models big and little.



Windmill



Catching the Load



Fire-escape

Working like a real engineer, you ply your screwdriver right merrily. Piece by piece the framework of the models steadily rises. And as the steel glints in the light, like armor bright, your joy and enthusiasm mount up. For you see the models growing up, strong and rigid, bolted true and tight, under your own hands.


Then comes the exciting part of fitting the mechanical parts, the gearing, the spindles, the cranks and the cording. Every step is full of interest. You are continually discovering something new. You learn that there is a right way of doing everything, and the reasons become clear and plain without any telling. It is a proud moment, I can assure you, when you have put the finishing touches to a fine model, and you



Meccano model of wood turning lathe, driven with a Meccano electric motor.

stand back to survey your handiwork. But it is an even prouder moment when you set the model to do its own particular work and note how beautifully it does it.

Boys, don't you feel your fingers itching to get hold of those steel strips and bolts and nuts? I fancy I hear each of you saying to yourself, "I'm going to be a Meccano Boy, too, and




Meccano model of Potter's Wheel, with which I can make little cups, vases, etc., in clay.

I'm going to build model after model, grander and grander, right up to those big cranes and railways and towers." That's the real Meccano spirit, the same spirit that invented and improved Automobiles, Aeroplanes, and Battleships

Now, supposing you started with a No. 2 Outfit. You build all the models set out in the Manual for this size, then you buy an Accessory Outfit to make up a No. 3 Outfit, as explained on Page 15. I

think this is a jolly good arrangement for helping a fellow who hasn't got too much pocket money.

Even the pleasure of building has its reward, for every model you make provides hours of entertainment. Rainy days and long winter evenings no



I love to design warships and aeroplanes. This model is quite a simple one, but it is good for getting your hand in.

longer put you in the doldrums. A table or even the floor is sufficient to set up an engineering shop or a factory, with all its buzz and excitement. Thus from your Meccano models you learn far more of the actual use of machinery and the tremendous part it plays in doing the world's work than by reading in many books.


For instance, if you have a model engine, you can construct, organize, and run a miniature railway system, using Meccano Trucks, Bridges, Signals, Level-crossings, Cranes for loading and unloading, etc. Or you can have an engineering shop with lathes, drilling, planing, die-stamping, and other machines. Or you can have all the fun of the

Fair with the Flip-flap, Joy Wheel, Cake-walk, Merry-go-round, and Flying Machine. There is no end to the games you can have with Meccano models.



Boys who are interested in machine construction will find Meccano a great help. I am building a Universal Crosshead which is frequently adopted in pumps and similar mechanism.


TEAM WORK



How to Run a Meccano Workshop

Another good way of having a great time is to invite some of your chums round and set them all to building one of the big models, just as if you were a contractor. It's fine to be foreman on the job of making, say, the Merry-go-round, the Inclined Railroad, or the Transporter Bridge. You give each of your men a section to build whilst you superintend the work of erection. Soon there is rivalry as to who will do his part best and quickest, and the fun goes fast and furious. And so the happy hours spin along.

I believe every boy is an inventor at heart, because boys are always wanting to make something or other. Unfortunately the material required is either not suitable or not to be had. Now Meccano is a great help and inspiration to boys of an inventive turn of mind. It supplies the ready means of enabling them to put their ideas into shape. Every model built with Meccano should act and work smoothly and effectively, because Meccano is based on correct engineering principles and can be applied in hundreds of ways to build models not included in the Manual.



INVENTING

Necessity is the Mother of Invention, but Meccano is the Father—So say all Meccano Boys

You will soon discover for yourself how endless are the ways in which Meccano can be used. But remember this, that other toys which attempt the same object as Meccano are not built on correct engineering principles.

You would be surprised to know the amount of interest grown-ups take in Meccano. Thousands of fathers like nothing better than to join their boys in building or working the models. They all declare Meccano to be the brightest and best hobby ever invented for boys. This clearly proves the true merit and wonderful fascination of Meccano.

Now, boys, make certain you get Meccano. Don't be put off with any imitation if you want to avoid being desperately disappointed.

MECCANO is a brain builder.

Boys, now is your opportunity. Obtain your Meccano outfits from your dealer at once and get busy.




Lighthouse




62 Meccano Models
 you can build with
 the No. 1 Outfit at
\$2.00

Here is proof positive that Meccano makes more and better models. You can build 62 strong, beautiful working models (and as many more as you can invent) with the No. 1 Meccano Outfit.

All these models are built on real engineering lines. They will work correctly and so provide many, many hours of fun and entertainment. Compare Meccano models with any other, and you will speedily decide to have Meccano.



A NEW TOY EVERY DAY





These boys are the great engineering inventors of the future.



They are working in a world of engineering romance and the knowledge they are acquiring may some day help to raise them to a pinnacle of fame as inventors and constructors of some of the most famous and glorious engineering achievements the world has ever seen.



Every boy is a born inventor, and when he is playing with Meccano he is developing his mind on right lines, which is very important, as he is using engineering parts in miniature which act in precisely the same way as the corresponding engineering elements would do in actual practice.



A Few Examples of Mechanical Portions of Meccano Models,






MECCANO IS A REAL HELP TO PARENTS

To the parent who studies the welfare and future of the boy, Meccano makes an appeal so strong that it must be heard. How many hundred thousands of dollars are spent every Christmas, and in fact every day (for every day is some child's birthday), on toys, often expensive, which are broken in a few days and discarded!

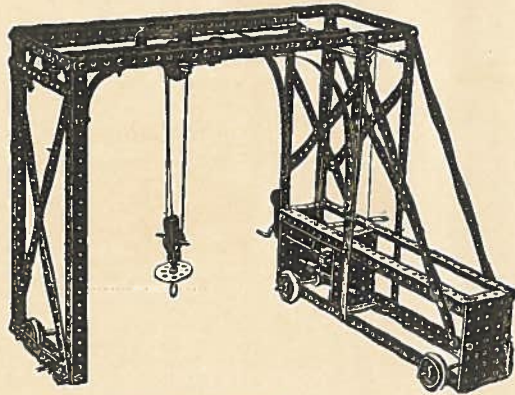
Meccano is more than a pastime—it is a great moral force for the training of a boy. No boy who uses Meccano can be a bad boy. The hobby teaches him to think. It teaches him patience. It teaches him thoroughness because every model must be thoroughly and properly constructed and fixed up accurately and firmly before it will work properly. It teaches him order and method, because he learns to take care of the beautiful Meccano parts, and to put them away carefully and in proper order after he has used them. It teaches him to invent, because after he has made all the models shown in the book of instructions he can go on designing others for himself. There is no engineering movement which he cannot demonstrate and make use of with Meccano.

Meccano is engineering; it is educational; it may be, and has been, the means of starting many a bright boy on a prosperous career in what is probably the most important field of experiment and research in modern times—engineering and mechanics.




Illustrating Neat Design and Correct Methods of Construction

A few more of the Splendid



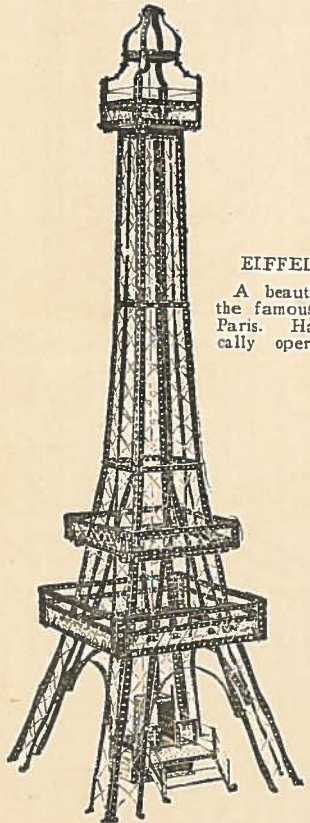
TRAVELLING GANTRY

A splendid model that will interest students of mechanics. Has clutch mechanism and overhead traveling carriages.



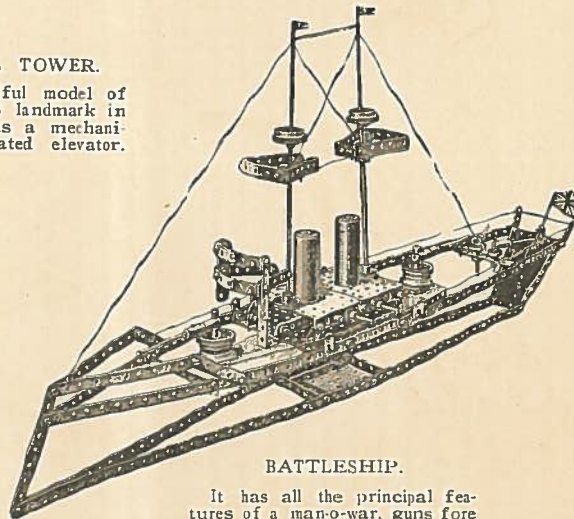
DRILLING MACHINE.

The drilling table is arranged to rise and fall. The drill is operated by a driving shaft driven from main shaft through a pinion and contrate wheel.



EIFFEL TOWER.

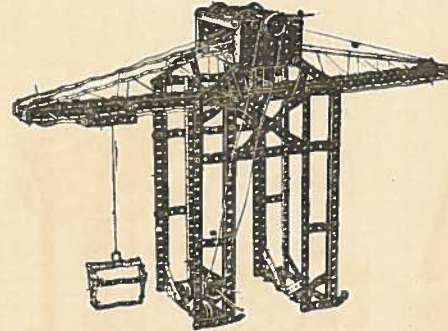
A beautiful model of the famous landmark in Paris. Has a mechanically operated elevator.



BATTLESHIP.

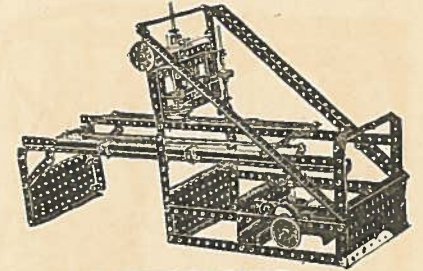
It has all the principal features of a man-o-war, guns fore and aft pivoted on barbettes, turrets, fighting tops and captain's bridge. This is a model of the great Battleships used in the European War.

Models from the Meccano Repertory




TRAVELLING GANTRY CRANE.

A very powerful type of crane with overhead gear and travelling frame. The bucket for carrying the load is raised and lowered by means of the gearing in the vertical frame.




PLANING MACHINE.

Used in engineering works for machining rough castings to exact sizes. This job is fixed on the horizontal table, which travels backwards and forwards.



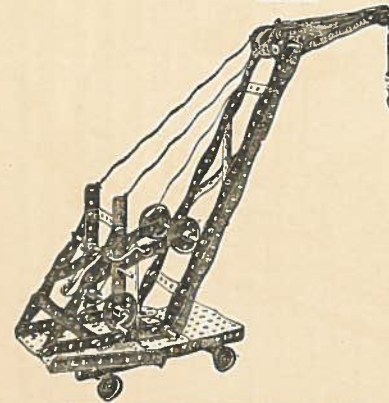
EXTENDED TIP.

An interesting model from which boys can derive a great deal of interest and fun. Has a mechanically operated travelling trolley and tip bucket.



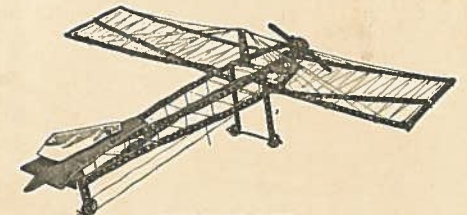
PILE DRIVER

Used for driving in Pier supports or in making modern streets.



LEVER BALANCED LUFFING JIB CRANE.

This is another variety of the splendid cranes a boy can make with Meccano. It illustrates the importance of balance and leverage.




MONOPLANE.

This fine model gives a boy a good working idea of design and forms a basis on which to build flying models of air-craft.

Monoplanes and Aeroplanes are useful for Army Scouting.

MECCANO MOTORS FOR MECCANO MODELS

All Meccano Models Can be Worked by Hand or by Motor as Desired



No. 2 Meccano Spring Motor.


No. 2 Meccano Spring Motor is suitable for driving models made with all Outfits. It has three driving spindles, one with a clutch movement, and each can be worked independently. It has also a starting button and a reversing movement.

No. 2, price, \$6.00.

Water Motor

An admirable substitute for the Meccano Electric Motor where current is not available. It is supplied with two tubes, one with an adaptor for attachment to the water tap and the other to carry away the waste water. It is of one-sixtieth horse-power at a pressure of 30 pounds.


Meccano Water Motor complete with tubes for fitting, price, \$4.



Meccano Water Motor.

Electric Motor

It differs from all previous types of electric motors, being totally enclosed, thus making it entirely safe to run by inexperienced users in the home. No fear of shocks. It is designed to be used in connection with models where a greater power is required than is provided by the spring motors. It is operated by a simple switch and is readily connected to any lamp-holder. It is important when purchasing the motor to see that it corresponds to the voltage of the current it is to be connected with. Price, \$17.50.



Meccano Electric Motor.

HOW TO START MECCANO

JUST buy the outfit that suits your purse. If you desire to spend \$4 you will buy the No. 2 outfit. Additional parts can always be obtained either separately or in the form of Accessory outfits, and the most convincing fact in proof of the fascination exercised by Meccano upon the boy mind, is that a boy who has been presented with one outfit invariably asks for the Accessory outfits to enable him to progress to more complicated and interesting models.

A No. 2a Accessory Outfit costing \$2 would now convert the original No. 2 outfit into a No. 3. This again could be converted into a No. 4 by the purchase of a No. 3a Accessory Outfit costing \$4, and so on up to the No. 6 Outfit, covering the whole series of models. When the constant and untiring pleasure which Meccano gives has been recognized the expense will not be grudged.



Price List of Meccano

No. 0 Meccano Outfit.....	\$1.00
No. 1 " ".....	2.00
No. 2 " ".....	4.00
No. 3 " ".....	6.00
No. 4 " " Complete with No. 1 Spring Motor.....	10.00
No. 5 " " Packed in neat and well made cardboard box complete with No. 1 Spring Motor.....	14.00
No. 5 " " Presentation Outfit, packed in well made mahogany stained box with lock and key, complete with No. 1 Spring Motor.....	18.00
No. 6 " " Presentation Outfit, packed in well made mahogany stained box with lock and key, complete with No. 1 Spring Motor.....	36.00

Meccano Accessory Outfits

No. 0a Containing sufficient parts to convert a Meccano No. 0 into a No. 1 outfit.....	1.00
No. 1a " " " " No. 1 into a No. 2 ".....	2.00
No. 2a " " " " No. 2 into a No. 3 ".....	2.00
No. 3a " " " " No. 3 into a No. 4 ".....	4.00
No. 4a " " " " No. 4 into a No. 5 " packed in neat and well made cardboard box.....	4.00
No. 4a Ditto. Packed in well made mahogany stained box with lock and key.....	8.00
No. 5a Containing sufficient parts to convert a Meccano No. 5 into a No. 6 outfit. Packed in neat and well made cardboard box.....	13.00
No. 5a Ditto. Packed in well made mahogany stained box with lock and key.....	18.00

Spring Motors Are Not Included in Accessory Outfits

A Page About the Book of Instructions and the Models it Shows How to Build

The Meccano Book of Instructions (The Manual) is a wonderful production, consisting of 134 pages. Each model is shown in full detail, bigger and clearer than those in this book. Where printed instructions are needed, these are clearly and simply given, and many supplementary enlarged illustrations of working parts that are at all intricate are also given, so that any boy may find everything easy and straightforward.



Many new models have been added to the already large Meccano repertory. These, besides being of an exceptionally interesting character, further demonstrate the adaptability of Meccano to any design having a sound mechanical basis. The wood-turning lathe, the potter's wheel, and such like models, because of their special usefulness, are certain to have hosts of admirers.

Here is an abbreviated list, giving an idea of the variety of models shown in the Book of Instruction:

- | | |
|-------------------------------|------------------------|
| Revolver Truck | Tower Wagon |
| Baggage Truck | Pile Driver |
| Endless Rope Railway | Cake Walk |
| Drop Stamp | Pithead Gear |
| Automatic Dial Press | Level Crossing |
| Polishing Spindle | Fire Escape |
| Ore Crusher | Warehouse and Elevator |
| Stamping Mill | Cable Railway |
| Traveling Ladder | Coal Hoist |
| Windmills of Various Types | Motor Bus |
| Railway Signal | Lighthouses |
| Monoplanes | Telpher Line |
| Turntable Gangway | Inclined Railroad |
| Railway Footbridge of Signals | Cranes of All Types |
| Motor Van | Bridges of All Types |
| Extension Ladder and Running | And 100 other models |
- [Carriage


The Manual gives also numerous designs demonstrating the main elementary fundamentals of mechanics. These convey to the young mind the meaning and purpose of the underlying principles far more quickly, interestingly, and effectively than by reading alone. This book of instructions accompanies all outfits from No. 1 upwards. (An abridged edition is given with No. 0 Outfit.) The mere perusal of it is a delight to young and old, and affords striking proof of the inexhaustible resources of pleasure and instruction in Meccano.

Meccano is obtainable everywhere of all Toy Dealers, Toy Departments and Stores

MECCANO COMPANY Inc. 71 West 23d St. New York

See the Girder Crane I built
with
MECCANO

It works just like the big one
it is modelled from



THE
HAPPY
MECCANO
BOY

ACKEMANN BROS.

The Big Store
ELGIN, ILLINOIS



See how all the Bright Boys run for Meccano