

“ EFEL ”

BREVETÉ S. G. D. G.

INITIATION A LA CONSTRUCTION MÉCANIQUE

**Ce jeu permet
la construction
à l'infini de tous objets
fixes et roulants**

ALBUM PROVISoire

N° 346

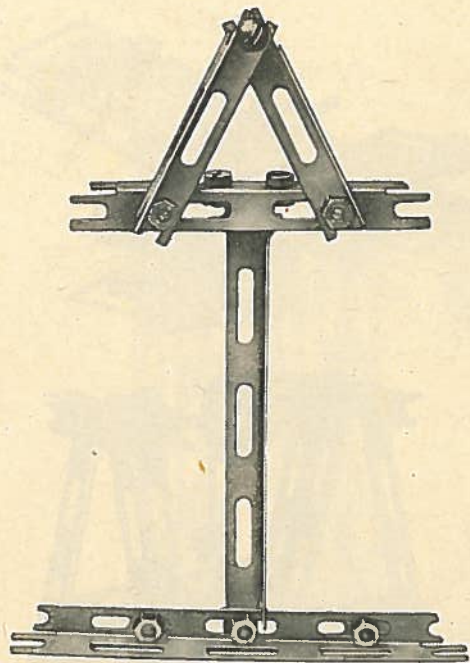
EFEL est un nouveau jeu de construction métallique, basé sur le principe des plans perpendiculaires. Grâce à ses cornières (C1, C2, C3, C4), il permet l'exécution de toutes sortes d'objets ayant pour principe le parallépipède rectangle.

Les réalisations obtenues se rapprochent de la réalité, wagons, locomotives, trams, grues, chalets, etc... à l'aide des plaques d'assemblage (P1, P2, P3, P4).

Il ne faut donc pas confondre **EFEL** avec les jeux de construction existant déjà et qui ne sont pas basés sur le même principe.


EFEL est un jeu 100 % français.

BOITE N° 0




Signal routier

**Cherchez bien ! Vous pouvez
exécuter la presque totalité
des objets que vous avez
autour de vous**




Charriot de gare




Brouette 2 roues


BOITE N° 0




Wagon plateforme



Plateforme
à bascule




Treuil



Monte-Charge


BOITE N° 0



Balançoire


ETIOL

BOITE N° 1




Wagon plateforme

Avec le Jeu "**EFEL**"
vous pouvez construire:
Machines - Voitures
Maisons, Mobilier, etc...




Signal


BOITE N° 1



Wagon plateforme




Wagon merchandise




Perceuse verticale


BOITE N° 1



Jeep




Grue sur
Remorque




Tramway


BOITE N° 1 et Complémentaire



Moulin à eau




Moulin




BOITE N° 2

Wagon voyageurs

Vue du montage (dessous)





BOITE N° 2




Locomotive

Vue du montage
(dessous)







P4




P3



P2




P1




T




B1



Roue




Pneu



Clé double



Clé tournevis



C4




C3



C2



C1



Chappe



Manchon



Arrêt



Vis pointeau



T1



T2



Erou



Vis




EC



EQ



Manivelle



Di



Crochet




Poulie



Gaxe



Faxe



B2

